



### Features

- Wide 2 : 1 Input Voltage Range(4.5~9V,9~18V,18~36V,36~75V)
- Input / Output Isolation Voltage: 1.5K Vdc
- Extended Operating Temperature Range: -40°C to +85°C
- Output Short Circuit Protection:  
Continuous & Auto Recovery
- Over Voltage Protection: Clamp Mode
- Shielded Metal Case with Insulated Baseplate
- Lead Free Design, RoHS Compliant
- 24pin DIP Package with Industry-Standard Footprint
- Customer Design Available



### Description

The BOA5 Series are isolated 5W DC/DC converters. Designed with highly efficiency, allow the operating temperature range of these units to be -40°C to +85°C in a 24 pin DIP package with industry-standard footprint. Further features include wide 2 : 1 input voltage range, short-circuit protection and over voltage protection.

### Applications

These converters are well suitable for battery operated equipment, measurement equipment, telecom, wireless network, Industry control system, everywhere where isolated, tightly regulated voltages and compact size are required.

### Technical Specification

All specifications are typical at nominal input, full load and 25°C unless otherwise stated.

Model Number	Input Voltage Range	Output Voltage (Vdc)	Output Current (mA)		Input Current (mA)		Eff. <sup>(2)</sup> (%)	Capacitive Load, max. <sup>(3)</sup> (uF)
			Min. Load <sup>(1)</sup>	Full. Load	No Load	Full Load		
BOA5-05S0	4.5~9V Nominal:5Vdc	3.3	0	1200	46	1115	75	14700
BOA5-05S1		5	15	1000	8	1351	78	6900
BOA5-05S2		12	0	500	42	1558	81	1660
BOA5-05S3		15	0	400	65	1558	81	880
BOA5-05D1		±5	0	±500	55	1351	78	2200
BOA5-05D2		±12	0	±250	76	1600	79	330
BOA5-05D3		±15	0	±200	77	1579	80	330
BOA5-12S0	9~18V Nominal:12Vdc	3.3	12	1200	21	440	79	4700
BOA5-12S1		5	0	1000	22	541	81	2630
BOA5-12S2		12	0	500	25	625	84	330
BOA5-12S3		15	0	400	27	617	85	220
BOA5-12D1		±5	0	±500	22	541	81	1100
BOA5-12D2		±12	0	±250	31	625	84	132
BOA5-12D3		±15	0	±200	32	617	85	69
BOA5-24S0	18~36V Nominal:24Vdc	3.3	17	1200	10	223	78	3200
BOA5-24S1		5	0	1000	10	267	82	3080
BOA5-24S2		12	0	500	12	313	84	377
BOA5-24S3		15	0	400	14	313	84	230
BOA5-24D1		±5	0	±500	12	271	81	990
BOA5-24D2		±12	0	±250	17	316	83	122
BOA5-24D3		±15	0	±200	17	313	84	194
BOA5-48S0	36~75V Nominal:48Vdc	3.3	0	1200	6	111	78	3750
BOA5-48S1		5	0	1000	6	135	81	2730
BOA5-48S2		12	0	500	7	156	84	277
BOA5-48S3		15	0	400	8	156	84	147
BOA5-48D1		±5	0	±500	7	135	81	1330
BOA5-48D2		±12	0	±250	9	156	84	230
BOA5-48D3		±15	0	±200	9	156	84	132

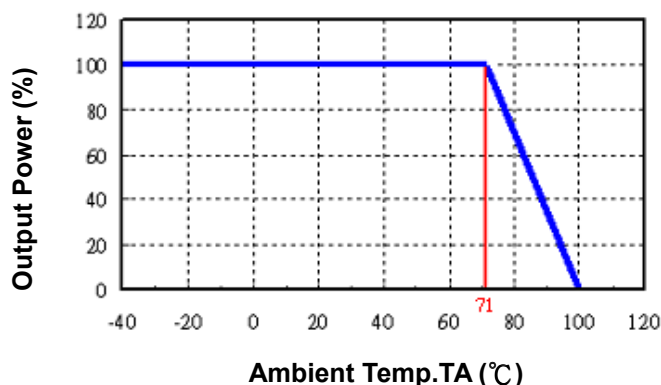


Input Specifications		
Input Voltage	5V nominal input	4.5-9Vdc
	12V nominal input	9-18Vdc
	24V nominal input	18-36Vdc
	48V nominal input	36-75Vdc
Input filter		Pi Type
	5V input	10Vdc
	12V input	25Vdc
Input surge voltage (100ms max.)	24V input	50Vdc
	48V input	100Vdc
Input reflected ripple current	Nominal Vin and full load	100mA <sub>p-p</sub> typ.
Start up time	Nominal Vin and constant resistive load	730ms typ.
Environmental Specifications		
Operating ambient temperature	-40°C to +85°C (with derating)	
Maximum case temperature	+100°C	
Storage temperature range	-55°C to +105°C	
Relative humidity	5% to 95% RH	
Temperature coefficient	±0.02% / °C max.	
EMC Characteristics		
EMI	EN55022 (radiation)	Meet class A
Output Specifications		
Output power	6 Watts max.	
Voltage accuracy	Full load and nominal Vin	±1%
Minimum load	See table	
Line Regulation	LL to HL at full load	
	±0.5%	
Load Regulation	25% load to full load	Single
	Balanced load	Dual
	Unbalanced load 25% to 100% full load	
		±1%
		±0.5%
		±3%
Ripple and Noise	20MHz bandwidth	60mV <sub>p-p</sub> max.
	3.3V <sub>out</sub> models	3.9V
Over voltage protection (Zener Diode Clamp)	5V <sub>out</sub> models	6.2V
	12V <sub>out</sub> models	15V
	15V <sub>out</sub> models	18V
Capacitive load	See table	
Over load protection	% of full load at nominal input	150% typ.
Short circuit protection	Continuous, automatic recovery	
Transient response settling time	50% load step change	490μs typ.
Transient response over shoot	di/dt=0.8A/μs	≤ ±5% of Vo

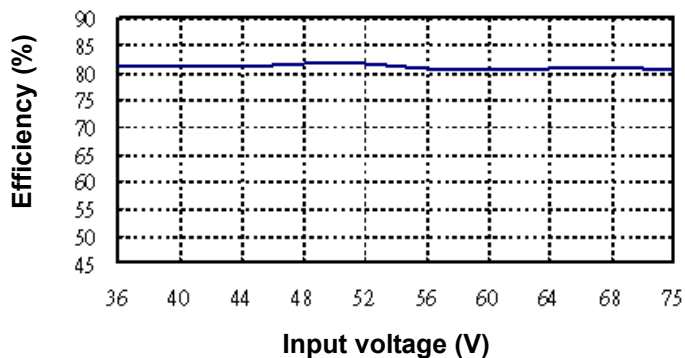


General Specifications		
Efficiency	Nominal input	See table
Isolation voltage	Input to output	1500Vdc
Isolation resistance	500Vdc	10 <sup>9</sup> Ohms min.
Isolation capacitance		280pF typ.
Switching frequency		300kHz typ.
Reliability, calculated MTBF		2.40 × 10 <sup>6</sup> Hrs
Physical Specifications		
Case material		Nickel-coated copper
Base material		Non-conductive black plastic
Potting material		Silicon rubber (UL94V-0)
Dimensions		1.25 × 0.80 × 0.40 Inch (31.75 × 20.32 × 10.16 mm)
Weight		17.2g (0.59oz) typ.

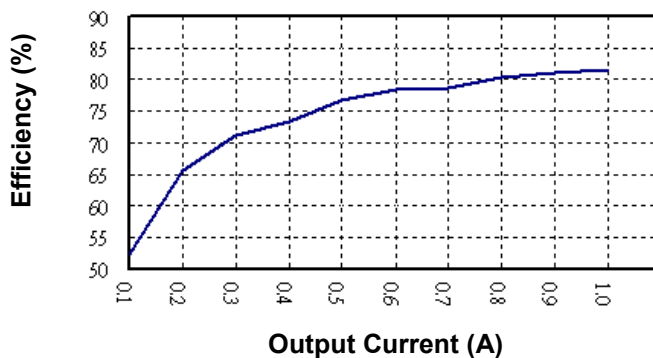
**BOA5 Series  
Power Derating Curve(4)**



**BOA5-48S1  
Input voltage vs. Efficiency**



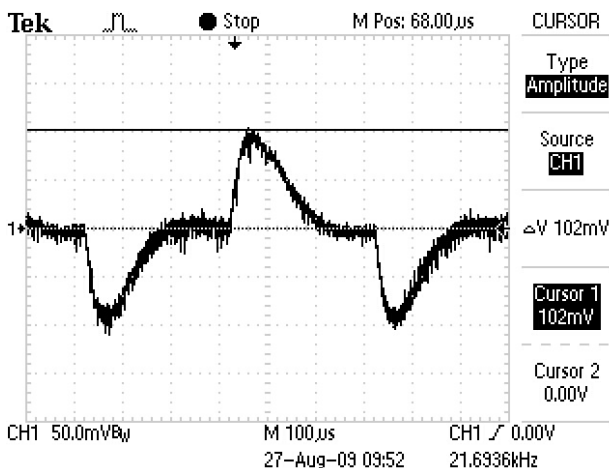
**BOA5-48S1  
Output Current vs. Efficiency**





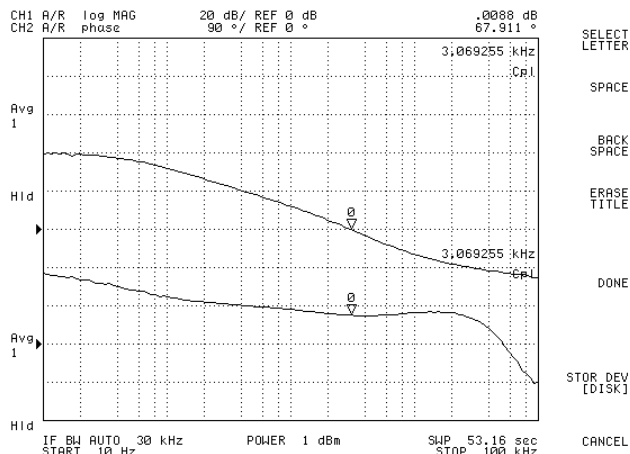
**BOBA-48S1**

**Transient Response at 50%~100% Max Load**



**BOA5-48S1**

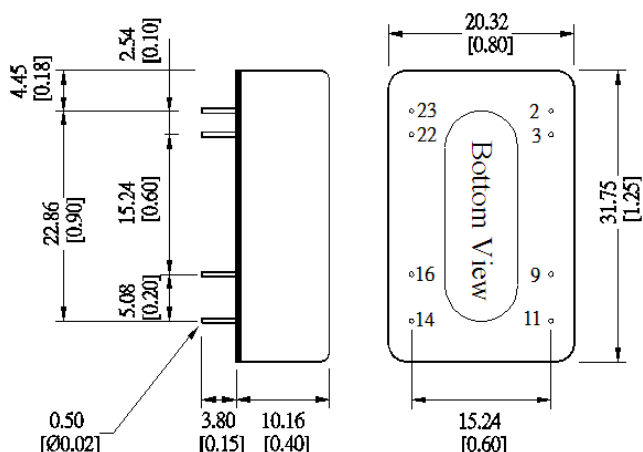
**Loop Gain & Phase at Vi=48V, Full Load**



**Note**

1. Io below this value will not damage these converters, however, they may not meet all listed specifications.
2. Typical value, tested at nominal input and full load.
3. For each output.
4. Based on BOA5-48S1

**Mechanical Dimensions**



Unit: mm [inch]  
Tolerance: ±0.5[0.02]

Pin Assignment		
Pin	Single	Dual
2	-Vin	-Vin
3	-Vin	-Vin
9	No pin	Common
11	No function	-Vout
14	+Vout	+Vout
16	-Vout	Common
22	+Vin	+Vin
23	+Vin	+Vin

Specifications subject to change without notice.